

Process Chart

Step 1- Download the record of numbers of different Hotels & their Rooms (year wise) from Web Site.

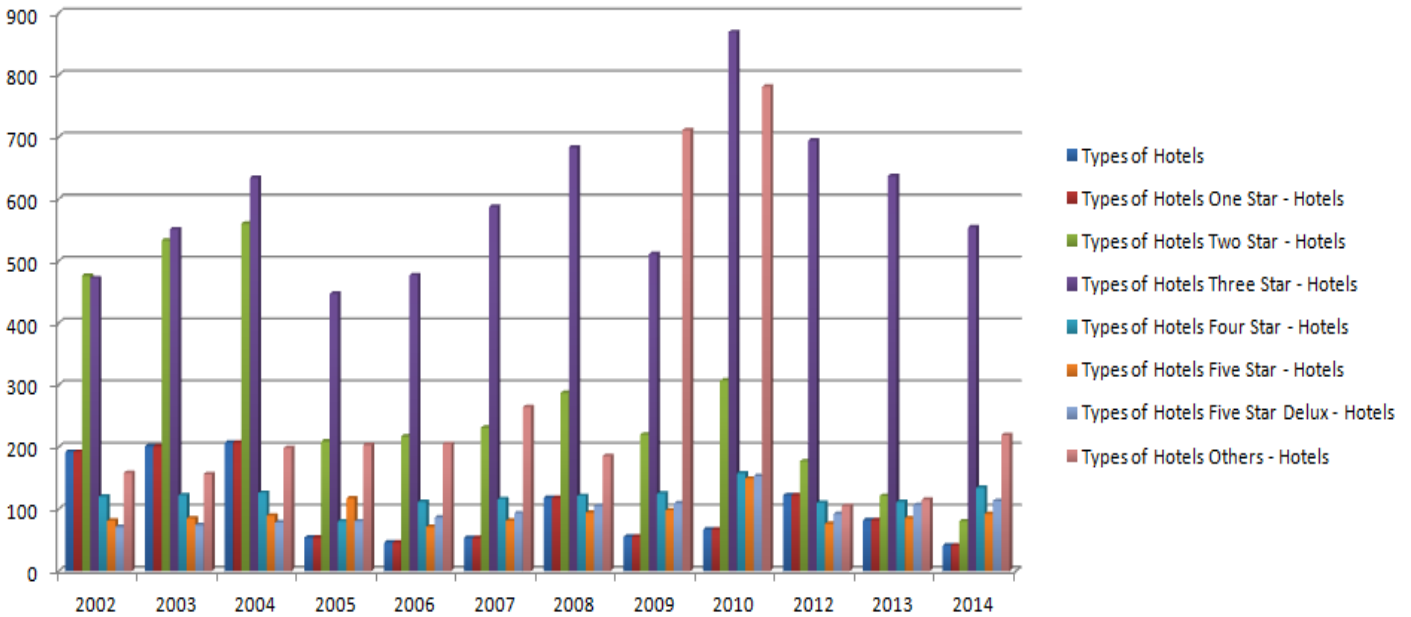
Year	One Star - Hotels	One Star - Rooms	Two Star - Hotels	Two Star - Rooms	Three Star - Hotels	Three Star - Rooms	Four Star - Hotels	Four Star - Rooms	Five Star - Hotels	Five Star - Rooms	Five Star - Delux - Hotels	Five Star - Delux - Rooms	Others - Hotels	Others - Rooms	Grand Total - Hotels	Grand Total - Rooms
2002	192	6343	476	15999	472	22783	120	8551	81	10107	71	16240	158	5458	1570	85481
2003	201	6606	533	17629	551	26071	122	8655	85	10415	74	16885	156	5458	1722	91719
2004	207	6765	560	18449	634	28783	126	8831	89	10416	78	17885	198	6075	1892	97204
2005	54	1629	209	5673	447	19985	80	5483	117	7367	80	15739	203	11737	1190	67613
2006	46	1435	217	5823	477	20342	111	7354	71	8470	86	20943	205	11469	1213	75836
2007	53	1774	231	6637	587	24496	116	7584	81	9792	93	20110	264	13388	1425	83781
2008	118	2834	287	8494	683	30577	121	9299	94	11387	105	22254	185	10242	1593	95087
2009	55	2755	220	6539	511	23164	125	8652	98	11822	109	23113	711	16739	1829	92784
2010	67	2537	307	8446	869	36585	157	12059	149	17144	153	34187	781	6857	2483	117815
2012	122	3057	177	4926	694	29697	110	8229	76	8563	92	18509	105	3586	1376	76567
2013	82	2086	121	3154	637	26617	111	7738	85	10128	106	21820	115	3810	1257	75353
2014	41	1193	80	1902	554	22724	134	7969	92	11744	113	23907	219	10128	1233	79567

Step - 2. Identify the required data (No of Hotels) from step 1 for analyze them.

Year	One Star - Hotels	Two Star - Hotels	Three Star - Hotels	Four Star - Hotels	Five Star - Hotels	Five Star Delux - Hotels	Others - Hotels
2002	192	476	472	120	81	71	158
2003	201	533	551	122	85	74	156
2004	207	560	634	126	89	78	198
2005	54	209	447	80	117	80	203
2006	46	217	477	111	71	86	205
2007	53	231	587	116	81	93	264
2008	118	287	683	121	94	105	185
2009	55	220	511	125	98	109	711
2010	67	307	869	157	149	153	781
2012	122	177	694	110	76	92	105
2013	82	121	637	111	85	106	115
2014	41	80	554	134	92	113	219



Step-3 Trace the correlation between data of step 2 (Hotels Year wise).



ADROIT ■

Make IT Different

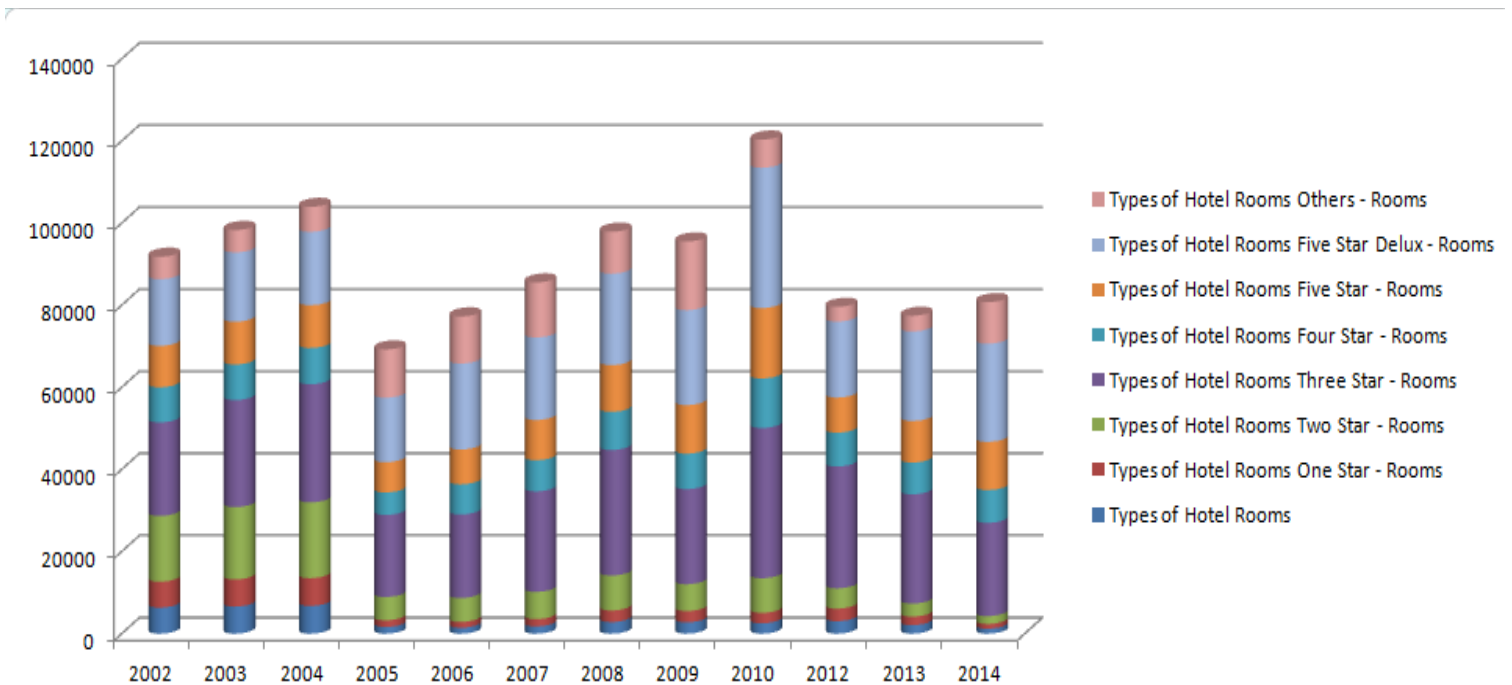
Hospitality Management Data Analytics Illustration

Step - 4. Identify the required data (No of Hotel Rooms) from step 1 for analyze.

Year	One Star - Rooms	Two Star - Rooms	Three Star - Rooms	Four Star - Rooms	Five Star - Rooms	Five Star Delux - Rooms	Others - Rooms	Grand Total - Rooms
2002	6343	15999	22783	8551	10107	16240	5458	85481
2003	6606	17629	26071	8655	10415	16885	5458	91719
2004	6765	18449	28783	8831	10416	17885	6075	97204
2005	1629	5673	19985	5483	7367	15739	11737	67613
2006	1435	5823	20342	7354	8470	20943	11469	75836
2007	1774	6637	24496	7584	9792	20110	13388	83781
2008	2834	8494	30577	9299	11387	22254	10242	95087
2009	2755	6539	23164	8652	11822	23113	16739	92784
2010	2537	8446	36585	12059	17144	34187	6857	117815
2012	3057	4926	29697	8229	8563	18509	3586	76567
2013	2086	3154	26617	7738	10128	21820	3810	75353
2014	1193	1902	22724	7969	11744	23907	10128	79567



Step-5 Trace the correlation between data of step 4 (Rooms Year wise).



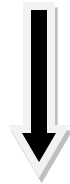
ADROIT ■

Make IT Different

Hospitality Management Data Analytics Illustration

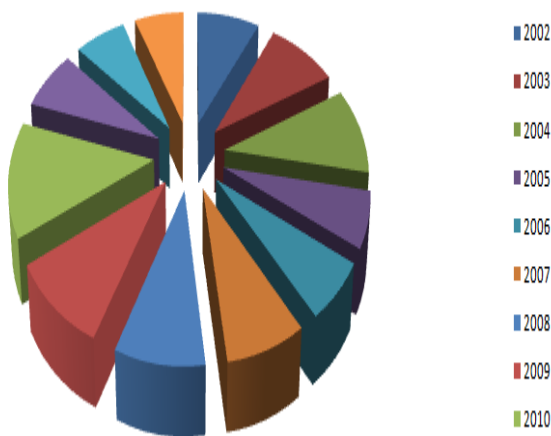
Step - 6. Identify the required data (Hotel Wise Rooms) from step 1 for analyze.

Year	Grand Total - Hotels	Grand Total - Rooms
2002	1570	85481
2003	1722	91719
2004	1892	97204
2005	1190	67613
2006	1213	75836
2007	1425	83781
2008	1593	95087
2009	1829	92784
2010	2483	117815
2012	1376	76567
2013	1257	75353
2014	1233	79567

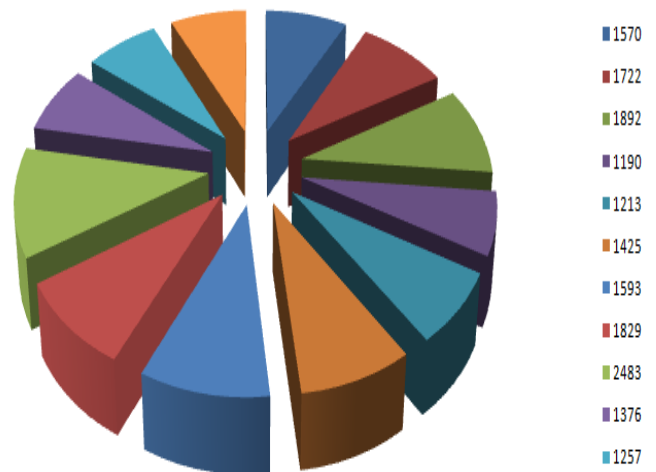


Step-7 Trace the correlation between data of step 6 (Hotel Wise Rooms).

Grand Total - Hotels



Grand Total - Rooms



ADROIT ■

Make IT Different

Hospitality Management Data Analytics Illustration

Flow Chart

Step 1- Download the record of numbers of different Hotels & their Rooms (year wise) from Web Site.



Step - 2. Identify the required data (No of Hotels) from step 1 for analyze them.



Step-3 Trace the correlation between data of step 2 (Hotels Year wise).



Step - 4. Identify the required data (No of Hotel Rooms) from step 1 for analyze.



Step-5 Trace the correlation between data of step 4 (Rooms Year wise).



Step - 6. Identify the required data (Hotel Wise Rooms) from step 1 for analyze.



Step-7 Trace the correlation between data of step 6 (Hotel Wise Rooms).